

CRAWLER TELESCOPIC BOOM LIFTS

	600SC	660SJC
Platform Height	18.29 m	20.12 m
Horizontal Outreach	15.09 m	17.27 m
Swing (continuous)	360°	360°
Platform Capacity – Unrestricted	230 kg	230 kg
Platform Rotator (hydraulic)	160°	180°
Jib – Overall Length	—	1.83 m
Jib - Range of articulation	—	130° (+70°/-60°)
A. Platform Size	0.91 m x 1.83 m	0.91 m x 1.83 m
B. Overall Width	2.49 m	2.49 m
C. Tailswing (working condition)	1.14 m	1.14 m
D. Stowed Height	2.52 m	2.52 m
E. Overall Length	8.61 m	10.84 m
F. Stowed Length	8.61 m	10.31 m
G. Ground Clearance	0.52 m	0.42 m
Gross Vehicle Weight ¹	10,230 kg	12,270 kg
Maximum Ground Bearing Pressure	0.383 kg/cm ²	0.457 kg/cm ²
Drive Speed	2.6 km/h	2.6 km/h
Gradeability	55%	55%
Turning Radius	Zero	Zero
Type of Tracks ²	Steel	Steel
Tracks Width	0.50 m	0.50 m
Diesel Engine (Deutz F4M1011F)	48.5 kW	48.5 kW
Fuel Tank Capacity	148 L	148 L
Hydraulic Reservoir	117 L	117 L
Auxiliary Power	12V DC	12V DC

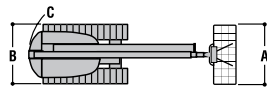
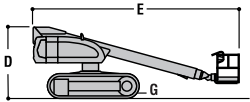
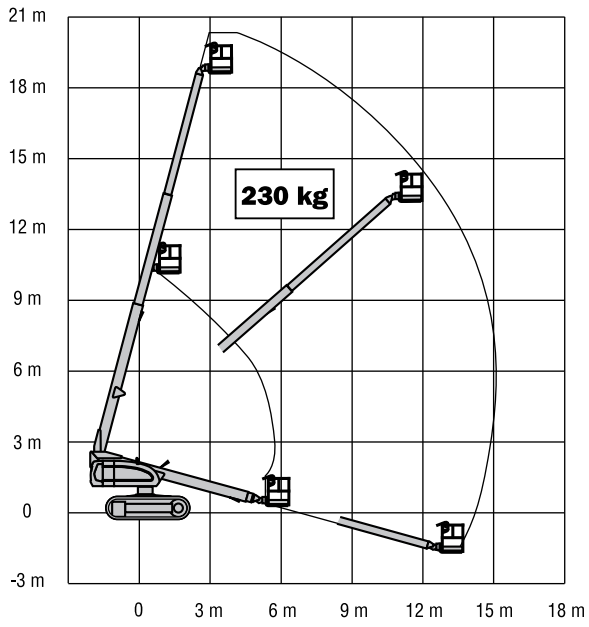
¹ Certain options or country standards will increase weight.

² Optional detachable rubber pads available

Specifications may change to meet country standards or with the addition of optional equipment.



JLG MODEL 600SC



JLG MODEL 660SJC

