




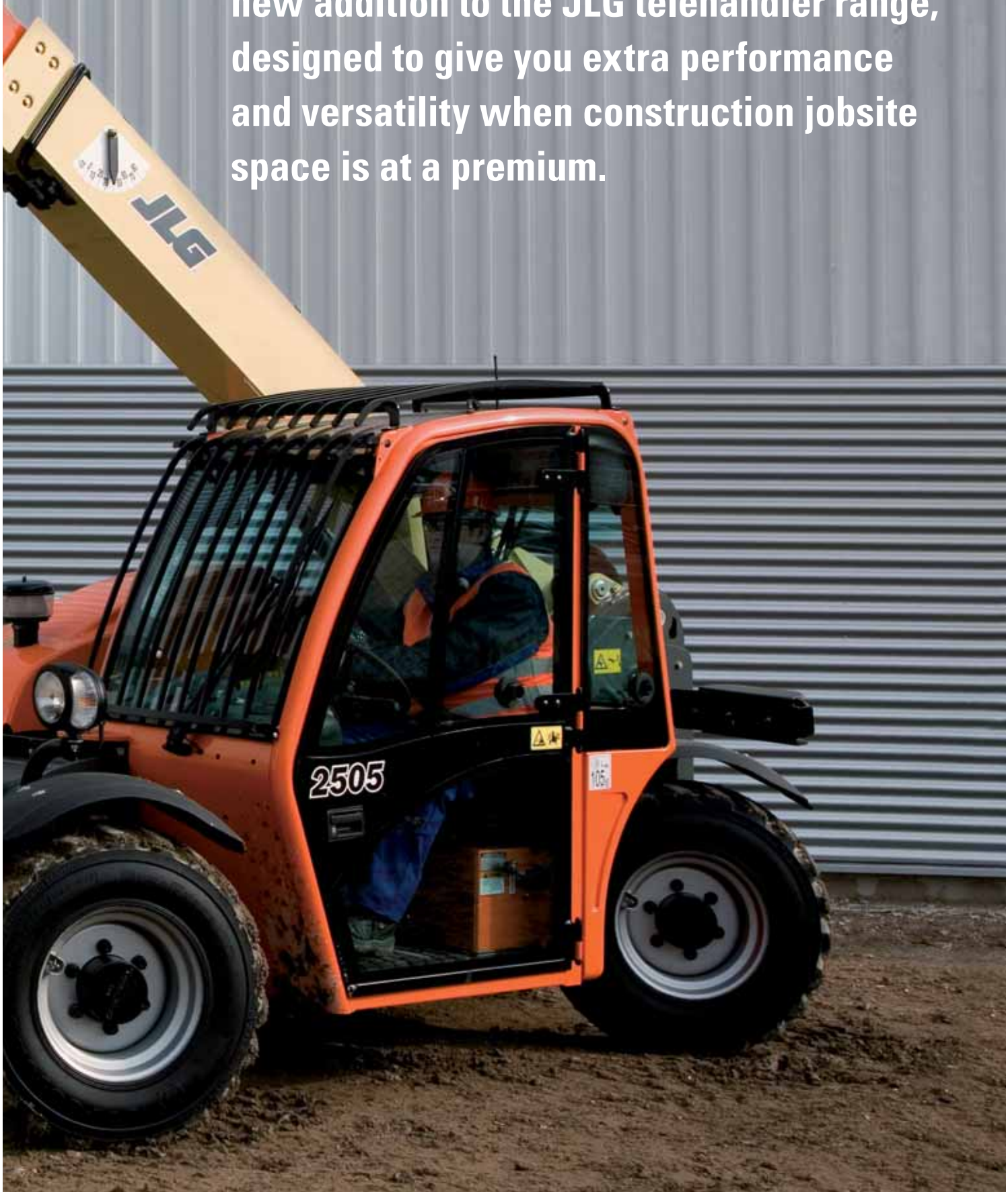
THE ULTIMATE COMPACT TELEHANDLER

Super Compact 2505

JLG[®]



The JLG® Super Compact 2505 is an entirely new addition to the JLG telehandler range, designed to give you extra performance and versatility when construction jobsite space is at a premium.



VERSATILITY

Outstanding performance in the tightest spaces

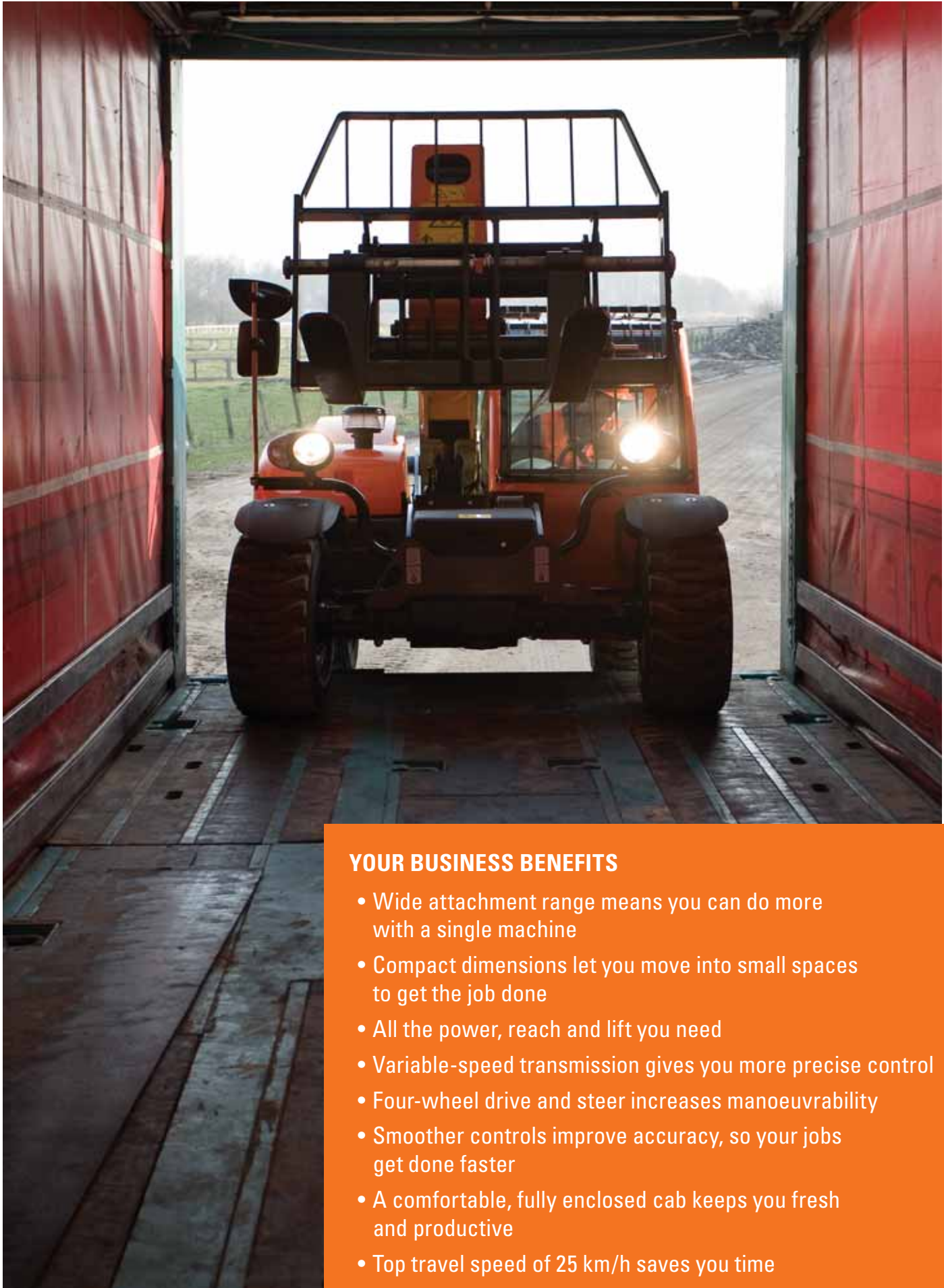
The new JLG® Super Compact 2505 is just 1.8 m wide and 1.9 m high, so you'll find it ideal for small spaces and work which involves low doorways or overhead obstructions. It's also highly manoeuvrable, with a turning radius of 3.35 m and a choice of 2-wheel, 4-wheel and crab steering modes.

A comfortable, fully enclosed cab, with Roll Over Protective Structure and Falling Object Protective Structure protection, features easier to use, precision joystick controls to keep your operators as productive as possible.

A wide range of JLG attachments is available, including a grapple bucket, material bucket, standard carriage, side tilt carriage, universal skid steer adapter and lifting hook.

A top travel speed of 25 km/h saves time when you're moving between sites.





YOUR BUSINESS BENEFITS

- Wide attachment range means you can do more with a single machine
- Compact dimensions let you move into small spaces to get the job done
- All the power, reach and lift you need
- Variable-speed transmission gives you more precise control
- Four-wheel drive and steer increases manoeuvrability
- Smoother controls improve accuracy, so your jobs get done faster
- A comfortable, fully enclosed cab keeps you fresh and productive
- Top travel speed of 25 km/h saves you time

EFFICIENCY

Keep your operator productive throughout the shift

The spacious, fully enclosed cab with its adjustable suspension seat is designed for maximum comfort.

A single joystick gives you proportional control, and you have a choice of 2-wheel, 4-wheel and crab steering modes.

Your operators can choose the joystick configuration they prefer – either Lift mode or Loader mode - both of which deliver maximum operating efficiency.


You'll find all-round visibility is enhanced, thanks to the low-level boom and side-engine layout.

The Roll Over Protective Structure and Falling Object Protective Structure protection cab provides improved protection for your operators. Optional screen-guards are also available.

It's easier to get in and out of the machine, and the two-piece door provides additional ventilation. Air conditioning is available as an option.

QUICK SPECS

Maximum capacity	2,500 kg
Maximum capacity at reach	800 kg at 3.3 m reach
Maximum lift height	5.6 m
Turning Radius	3.35 m
Weight	4,920 kg
Engine	Perkins 1104D-44T 84 hp diesel
Dimensions	(L x W x H) 3.66 m x 1.8 m x 1.9 m
Travel speed	25 km/h
Tyres	12 x 16.5





PRODUCTIVITY

Do so much more with a single machine

A wide range of JLG® attachments is available for the Super Compact 2505, including a grapple bucket, material bucket, standard carriage, side tilt carriage, universal skid steer adapter and lifting hook.

The JLG Quick Switch Coupler makes it easy to change attachments. Alternatively, a universal adapter or coupler can be fitted, so skid steer attachments can be used.

Typical applications:

- Agriculture
- Landscaping
- Nurseries and garden centres
- Construction
- Municipalities/Local Authorities/
Local Government
- Building yards





MAINTENANCE

Increase your uptime

Time is money. So, JLG® made the Super Compact 2505 as easy as possible for you to service and maintain.

The engine is easily accessible, and all service components are located on the outside of the side-mounted engine compartment.

The fuse panel is inside the cab and the battery can be accessed at the front of the machine. Boom wear pads are easily adjustable.



GROUND SUPPORT

Putting your work above everything

To help you get maximum return on your investment, the extensive JLG® Ground Support network offers a range of services designed to keep your machines running, productive and profitable. We give you all the support you need to keep you working – from financial solutions and aftermarket parts to warranty and training.

SERVICE CENTRES

Whether you are after information, advice or you are ordering something new, we can help. Either through research, maintenance, ordering your part, or fixing a concern with your machine. We will do what it takes to increase your uptime, extend your JLG equipment lifespan and reduce your operating costs.

Danmark

Tel: +45 (0) 43 54 43 22
JLG Sverige AB
Rosenvangen 15
2635 Ishøj

Deutschland

Tel: +49 (0) 421 693 5010
JLG Deutschland GmbH
Max-Planck-Straße 21
D-27721 Ritterhude/Ihlpohl (Bei Bremen)

España

Tel: +34 93 772 47 00
JLG Ibérica, SL
Trapadella, 2
Pol. Ind. Castellbisbal Sur
08755 Castellbisbal (Barcelona)

JLG Industries, Inc.

Tel: +1 717 485 5161
Fax: +1 717 485 5600
1 JLG Drive, McConnellsburg
PA 17233-9553
USA

France

Tel: +33 (0) 553 88 31 70
JLG France SAS
Zone Industrielle de Beaulieu
F47400 FAUILLET

Italia

Tel: +39 02 9359 5210
JLG Industries (Italia) s.r.l.
Via Po.22
20010 Pregnana Milanese -MI-

Polska

Tel: +48 (0) 91 43 58 200
JLG Polska z.o.o.
Krolewska 27
00-060 Warszawa

JLG Manufacturing Europe bvba

Tel: +32 (0) 89 77 49 74
Fax: +32 (0) 89 77 74 27
Oude Bunders 1034
Breitwaterstraat 12a
B-3630 Maasmechelen
Belgium

Sverige

Tel: +46 (0) 8 506 59500
JLG Sverige AB
Enköpingsvägen 150
Box 704, SE-175 27 Järfälla

United Kingdom

Tel: +44 (0) 161 654 1000
JLG Industries (United Kingdom) Limited
Bentley House, Bentley Avenue
Middleton, Greater Manchester
M24 2GP

JLG Industries, Inc.

Tel: +31 (0) 23 565 5665
Fax: +31 (0) 23 557 2493
Polaris Avenue 63
2132 JH Hoofddorp
The Netherlands

www.jlg-europe.com

JLG® Industries, Inc. is a leading designer and manufacturer of access equipment and complementary services and attachments.

JLG has manufacturing facilities in the United States, France and Belgium. Customers throughout Europe, Scandinavia, Africa and the Middle East benefit from a network of dedicated sales and service operations designed to deliver the highest levels of support.

JLG is a subsidiary of Oshkosh Corporation.

Part No. TMH210 - 0908 - 1750

JLG is continually researching and developing products and reserves the right to make modifications without prior notice. All data in this document is indicative. Certain options or country standards will increase weight. Specifications may change to meet country standards or with the addition of optional equipment.

